

EMBL Hamburg in brief





EMBL
HAMBURG


Welcome

Willkommen Bienvenue Welkom Velkommen ברוכים הבאים
Benvenuto Bem-vindo Dobrodošli Tervetuloa Velkomín Bienvenida

EMBL Hamburg

EMBL Hamburg is situated on the campus of the German Synchrotron Research Centre (DESY) in Hamburg Bahrenfeld, which hosts leading facilities for synchrotron radiation (PETRA III) and free electron lasers (FLASH, XFEL, under construction). The EMBL@PETRA3 infrastructure for life science applications encompasses two macromolecular beamlines, one BioSAXS beamline and facilities for sample preparation, characterisation and crystallisation, and X-ray data processing and evaluation. User access to the facilities is selected and prioritised based on scientific criteria.

A range of courses, conferences and workshops are regularly hosted at EMBL Hamburg, including advanced training in macromolecular crystallography, small angle X-ray scattering, and sample preparation and crystallisation. Details of upcoming events can be found at www.embl-hamburg.de.



Gateway to the world

Hamburg is situated on the river Elbe in the north of Germany, and with over 1.8 million inhabitants is the second largest city in Germany. Hamburg also boasts the second largest port in Europe, and its waterways are integral to city life: the Elbe as well as the Alster lake in the centre of town and the various canals and rivers are favourite places to visit for tourists and locals alike. Hamburg has a wide variety of concerts, exhibitions, theatres, clubs and restaurants on offer, giving the city a lively and diverse atmosphere. EMBL Hamburg is situated in the west of the city within easy reach of the Elbe and the city centre.



About EMBL

EMBL is Europe's flagship laboratory for the life sciences, funded by public research monies from 20 member states and one associate member. Research at EMBL is conducted by more than 90 independent groups covering the spectrum of molecular biology. EMBL is international, innovative and interdisciplinary. Its 1700 employees, from 70 nations, operate across five sites: the main laboratory in Heidelberg, and outstations in Hinxton, near Cambridge (the European Bioinformatics Institute), Grenoble, Hamburg and Monterotondo, near Rome.



DESY campus map



Canteen

Hostel office

Main gate

Bus stop (bus 1)

Supermarket

EMBL Hamburg, building 25a

EMBL Hamburg, building 48e

EMBL Hamburg buildings



Getting here

Travel by plane

Hamburg Airport: Take the S-Bahn (local train network) from the airport (line S1, direction Blankenese/Wedel) to Othmarschen. From Othmarschen take Metrobus 1 to DESY, bus stop 'Zum Hünengrab/DESY' (2.85 Euro, 50 minutes).

Taxi – Directly from airport to DESY (ca. 35 Euro, approximately 30 minutes).


Travel by car

From motorway A7, take the exit Bahrenfeld (near the Elbe tunnel). At the traffic lights, turn west towards 'Wedel' (B431). After about 2 km, turn right into the Notkestraße, where DESY is signposted. After about 500 m turn left into the main gate of DESY.

Travel by train

From Hamburg Altona train station take one of the following options:

1. Metrobus 1 (direction Schenefelder Holt) directly to the main entrance of DESY, bus stop 'Zum Hünengrab/DESY' (2.85 Euro; 25 minutes)
2. S-Bahn S1 or S11 (direction Blankenese/Wedel) to Othmarschen. From Othmarschen take Metrobus 1 (direction Schenefelder Holt) to 'Zum Hünengrab/DESY' (2.85 Euro; 15 minutes)
3. Taxi to EMBL, building 25a on the DESY campus (Notkestraße 85) (15 Euro; 20 minutes)



Sleeping and eating

Local accommodation

If you have booked rooms at the DESY Hostel, you can check in at the hostel office in Building 6 on the DESY campus. If you arrive outside of office hours, you can pick up your room key at the main gate. Alternative local hotels include the Mercure Hotel Hamburg am Volkspark, a few minutes' walk from the side gate on Luruper Chaussee and NH Hamburg Altona.

Food and drink

The DESY campus canteen, cafeteria and bistro can be found in buildings 9 and 9a. A café can also be found on the ground floor of the CFEL building next to the PETRA experimental hall. EMBL coffee rooms with fridges, microwaves and coffee and tea making facilities, as well as vending machines, are available in both EMBL buildings. A small supermarket (Penny Markt) is a few minutes' walk from the main gate. Other shops and restaurants can be found on Waitzstraße, Othmarschen and in the Elbe Einkaufszentrum on the Osdorfer Landstraße. Both are reachable by bus.

Contact

EMBL Hamburg
c/o DESY, Building 25a
Notkestraße 85
22607 Hamburg

Tel: +49 40 89902 110
Fax: +49 40 89902 149
info@embl-hamburg.de
www.embl-hamburg.de

www.embl-hamburg.de

EMBL Hamburg
c/o DESY, Building 25a
Notkestraße 85
22607 Hamburg
Germany



Direction Airport

EMBL Hamburg

Altona Station

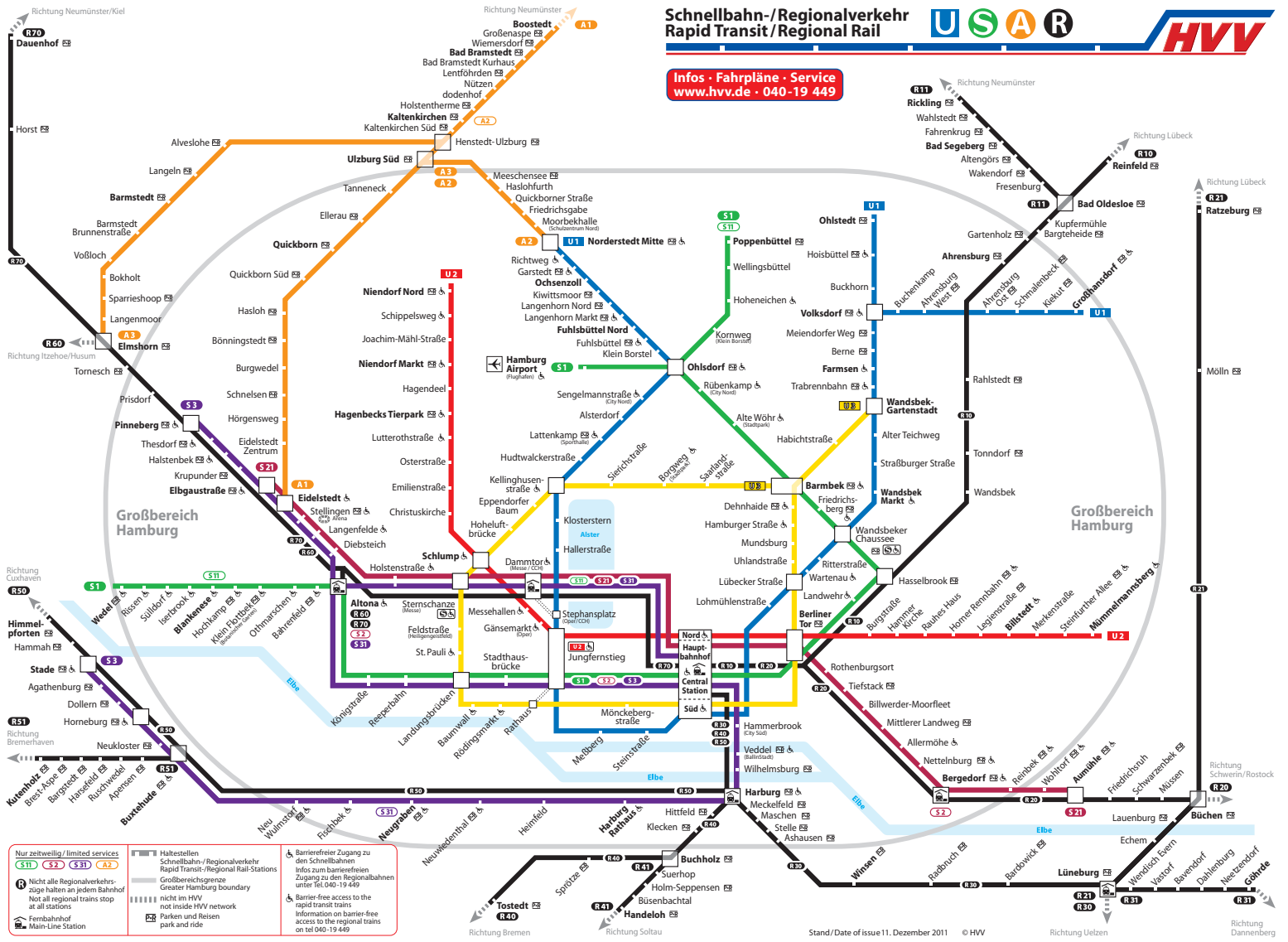
ELBE

NORDERELBE

Schnellbahn-/Regionalverkehr Rapid Transit / Regional Rail



Infos - Fahrpläne - Service
www.hvv.de - 040-19 449



Nur zeitweilig / limited services
S31 **S32** **S33** **S34**
 R Nicht alle Regionalverkehrs-
 züge halten an jedem Bahnhof
 Not all regional trains stop
 at all stations
 F Fernbahnhof
 Main-Line Station
 Haltestellen
 Schnellbahn/Regionalverkehr
 Rapid Transit / Regional Rail-Stationen
 Großbereichsgegränze
 Greater Hamburg boundary
 nicht im HVV
 not inside HVV network
 Barrierfreier Zugang zu den
 Schnellbahnen
 Infos zum barrierefreien
 Zugang zu den Regionalbahnen
 unter Tel.040-19 449
 Barrier-free access to the
 rapid transit trains
 Information on barrier-free
 access to the regional trains
 on tel.040-19 449
 Parken und Reisen
 park and ride

Stand / Date of issue 11. Dezember 2011 © HVV
 Richtung Ulzen
 Richtung Danneberg

